

Dynamical surface structures in multiparticle-correlated surface growthsYup Kim,^{1,2} T. S. Kim,¹ and Hyunggyu Park^{3,4}¹*Department of Physics and Research Institute of Basic Sciences, Kyung Hee University, Seoul, 130-701, Korea*²*Asia Pacific Center for Theoretical Physics, Seoul 135-080, Korea*³*Department of Physics, Inha University, Incheon 402-751, Korea*⁴*School of Physics, Korea Institute for Advanced Study, Seoul 130-012, Korea*

(Received 7 May 2002; published 21 October 2002)

We investigate the scaling properties of the interface fluctuation width for the Q -mer and Q -particle-correlated deposition-evaporation models. These models are constrained with a global conservation law that the particle number at each height is conserved modulo Q . In equilibrium, the stationary roughness is anomalous but universal with the roughness exponent $\alpha=1/3$, while the early time evolution shows nonuniversal behavior with the growth exponent β varying with models and Q . Nonequilibrium surfaces display diverse growing and stationary behaviors. The Q -mer model shows a faceted structure, while the Q -particle-correlated model shows a macroscopically grooved structure.

DOI: 10.1103/PhysRevE.66.046123

PACS number(s): 64.60.Ht, 68.35.Rh, 05.70.Ln, 82.20.Wt

I. INTRODUCTION

Since the dynamical scaling theory for kinetic surface roughening [1] was suggested, numerous surface growth models have been studied [2]. The interface fluctuation width W developed during time t , starting from the flat surface, follows the scaling ansatz

$$W(L,t) = L^\alpha f\left(\frac{t}{L^{z_w}}\right), \quad (1)$$

where L is linear size of the substrate. The scaling function $f(x) \rightarrow \text{const}$ for $x \gg 1$ and $f(x) \sim x^\beta$ ($\beta = \alpha/z_w$) for $x \ll 1$ [1,2]. One-dimensional (1D) models with conventional local growth dynamics display, with a few very specific exceptions [2], the universal roughness exponent $\alpha=1/2$, as exemplified in the Kadar-Parisi-Zhang (KPZ) universality class [3] and the Edwards-Wilkinson (EW) class [4].

A 1D surface can be mapped on the time trajectory of a particle in 1D by identifying the height $h(x)$ at each column x with the particle position $n(t)$ at time $t=x$. The step heights are bounded and uncorrelated beyond a finite distance in the substrate direction. This implies that the particle performs a random walk without long-range diffusion and long-range temporal correlations, which is the characteristic of normal random walks. Therefore the interface width scales with exponent $\alpha=1/2$, corresponding to the dispersion of normal random walks: $\Delta n(t) \sim t^{1/2}$.

Recently, Noh, Park, and den Nijs [5] introduced a dissociative dimer deposition-evaporation model with restricted solid-on-solid (RSOS) constraint. The surface grows and erodes by the deposition and evaporation of dimers aligned with the surface. These dimers dissociate on the surface such that evaporating dimers do not necessarily consist of original partners. They found that the equilibrium surface is anomalously rough with $\alpha=0.29(4)$ and conjectured the exact value of $\alpha=1/3$ by exploring a close relationship between the dimer model and the even-visiting random walk model

[5,6]. They also argued that the anomalous value of $\alpha=1/3$ is universal in generalized Q -mer-type equilibrium models ($Q \geq 2$).

The Q -mer aspect requires that the number of particles at each surface height level must be conserved modulo Q . The dissociative nature translates it into a nonlocal global constraint. So 1D surfaces of Q -mer models correspond to time trajectories of a random walker with a global constraint that the walker should visit each site (height level) Q multiple times before it terminates. The dispersion of Q -visiting random walkers (QVRW) is much more suppressed than the normal ones and behaves asymptotically as $\Delta n(t) \sim t^{1/3}$ for $Q \geq 2$ [6–8]. This leads to the conjecture that the roughness exponent is $\alpha=1/3$ for general Q -mer-type equilibrium models except for the monomer limit ($\alpha=1/2$ for $Q=1$).

However, the QVRW ensemble is not equivalent to the ensemble generated by the Q -mer dynamics. In fact, there exist infinitely many constants of motions in the Q -mer dynamics. For example, the Q -mer dynamics conserves a local-type quantity. Upon deposition (or evaporation) of a Q -mer, the surface heights at Q consecutive columns change by one unit simultaneously. It leads to conservation of $k=2\pi/Q$ component of the Fourier transformed surface height, defined as $\tilde{h}(k) \equiv \sum_{x=1}^L \exp[-ikx]h(x)$. Surface configurations with different values of $\tilde{h}(k=2\pi/Q)$ are dynamically disconnected by the Q -mer dynamics. The phase space for the QVRW ensemble is divided into dynamically disconnected sectors, labeled by $\tilde{h}(k=2\pi/Q)$. However, there is much more complex structure inside each sector. Each sector decomposes into infinitely many disconnected subsectors, which can be characterized by a nonlocal construct, i.e., so called irreducible string [9]. Therefore, the Q -mer dynamics is strongly nonergodic and the scaling property may be sector dependent. In fact, the sector-dependent scaling behavior for similar dimer dynamics has been reported previously [10,11].

Starting from a flat surface of size L as multiples of Q , one can explore only a subsector (null string) with $\tilde{h}(k=2\pi/Q)=0$. Numerical results for dimer dynamics [5]

show strong finite-size corrections and the extrapolation to infinite-size limit overshoots significantly the expected value of $\alpha=1/3$ [5], even though statistical errors are too large to conclude whether this overshooting is real.

This may be due to strong nonergodic behavior of the Q -mer dynamics. In Ref. [6], Noh *et al.* allow diffusion of a single particle on a terrace, which restores broken ergodicity partially. Jumps across steps are forbidden. A certain combination of deposition (or evaporation) and diffusion may be equivalent to a process of deposition (or evaporation) of Q particles not necessarily at Q consecutive columns but randomly placed on a terrace. It clearly does not conserve $\tilde{h}(k=2\pi/Q)$ and opens some dynamic connection links between sectors. Numerical results for $Q=2$ still show strong finite-size corrections but the overshooting is weakened and the estimated asymptotic value of $\alpha=0.31(3)$ is a little bit closer to the conjectured value of $1/3$ [6].

In this paper, we introduce a model that fully restores the ergodicity. We allow deposition (or evaporation) of Q particles at randomly chosen Q columns with equal surface heights. These columns do not necessarily share the same terrace. These processes still conserve the global mod Q conservation at each height level and open all possible dynamic connections between sectors. We call this model as Q -particle-correlated deposition-evaporation model. The ensemble generated by this type of dynamics should be equivalent to the QVRW ensemble. As we shall see later, we find that the finite-size corrections for $Q=2$ are still considerable but the overshooting is fairly reduced. Our estimate for α is now $\alpha\approx 0.33(3)$, which is fully consistent with the QVRW conjecture.

We also investigated the scaling properties for Q -mer models and Q -particle correlated models for $Q=3$ and 4. Interestingly, the asymptotic scaling seems to set in much earlier than $Q=2$ models and the estimated values of α are very close to $1/3$ in both models. These results may suggest that the phase space structures for $Q=2$ and $Q\geq 3$ bear an intrinsic difference as in the monolayer version of the Q -mer models [9].

Time-dependent behavior in an early time regime is much more complex and sector dependent. Various interesting dynamic properties have been reported by Grynberg in the body-centered solid-on-solid (BCSOS) version of Q -mer models [11]. In this paper, we focus only on a subsector (null string) containing a flat surface. Our numerical results show that the scaling exponent β in Eq. (1) varies slightly but definitely with Q in both Q -mer and Q -particle correlated models. Our estimated values of β for the Q -mer models are consistent with those for the BCSOS version, but different from those for the Q -particle-correlated models. It may reflect nonergodic nature of the Q -mer dynamics. In contrast to the universal scaling property in the steady state (universal α), the dynamic properties characterized by β vary with models and Q .

Excursion off equilibrium immediately changes the surface structure drastically [5]. Without balance between deposition and evaporation, the surface grows or erodes indefinitely with time. In the Q -mer models, these nonequilibrium

surfaces turn out to be always faceted due to spontaneous formation of pinning valleys or pinning hill tops [5]. In finite systems, the surface displays a repeated jerky motion in time, i.e., alternating series of locking in a facet shape and unlocking (or evolving) into another facet shape. Time scale of this jerky motion is dominated by the duration of a facet shape, which diverges exponentially with the system size. The global facet structure in the steady state assures that the interface width W scales as the system size L ($\alpha=1$). Along with the exponential time scale, one can predict that $W\sim\ln t$ for early time regime. These results are confirmed numerically.

In case of the Q -particle-correlated models, nonequilibrium surfaces are not sharply faceted but display a global grooved structure with considerable local fluctuations. This surface is similar to those found in the conserved RSOS (CRSOS) model [12]. The roughness exponent is found to be $\alpha=1.00(5)$ for all $Q\geq 2$. Early time growth behavior is governed by a power law with nonuniversal exponent β varying with Q and the magnitude of deposition-evaporation bias.

Outline of this paper is as follows. In Sec. II, we introduce the Q -particle-correlated models as well as the Q -mer models. In Secs. III and IV, we present numerical results for the scaling properties of the equilibrium and nonequilibrium surfaces, respectively. Similarities and differences between two models are discussed. We conclude with a brief summary and discussion in Sec. V.

II. MODELS

Consider the 1D surface configurations described by integer height variables $h(x)=0,\pm 1,\pm 2,\dots$ with $x=1,\dots,L$. They are subject to the RSOS constraint, $h(x)-h(x+1)=0,\pm 1$, and periodic boundary conditions, $h(x+L)=h(x)$.

The growth rule for the Q -particle-correlated deposition-evaporation model is as follows. First, select Q columns $\{x_1,x_2,\dots,x_Q\}$ randomly. These columns do not have to be adjacent. If the heights $\{h(x_i)\}$ of the selected columns are all equal, i.e., $h(x_1)=\dots=h(x_Q)$, then simultaneous deposition of Q particles, $h(x_i)\rightarrow h(x_i)+1$ for $i=1,\dots,Q$, is attempted with probability p , or simultaneous evaporation, $h(x_i)\rightarrow h(x_i)-1$ for $i=1,\dots,Q$, with probability $q=1-p$. Any attempt is rejected if it would result in violating the RSOS constraint. If any selected column height differs from the other selected one, no dynamics occurs and we select a new set of Q columns randomly. After L such selection processes, Monte Carlo time t is incremented by one unit.

The equal height condition, $h(x_1)=\dots=h(x_Q)$, constrains a set of selected columns and generates correlated growth. Without this condition, any set of randomly selected columns can evolve and the ordinary monomer-type RSOS model is recovered. One can consider a more restrictive constraint on selected columns. An interesting and limiting case is to require the immediate adjacency of selected columns. This is the dissociative Q -mer deposition-evaporation model. In this Q -mer model, we attempt to select Q consecutive columns only. The other evolution rules are equivalent to the Q -particle-correlated model. The generalization of both models to higher dimensions should be straightforward and will

be discussed elsewhere [13]. In this paper, we focus on 1D cases only.

III. EQUILIBRIUM SURFACES

With balance between deposition and evaporation processes ($p=q$), the detailed balance condition is satisfied. In the stationary state, the Gibbs-type equilibrium surface is obtained. In this section, we investigate the scaling property of the equilibrium surfaces for the Q -mer and Q -particle-correlated models and also their dynamic property approaching to equilibrium. We measure the interface fluctuation width W as

$$W^2(L,t) = \frac{1}{L} \sum_{x=1}^L \left\langle \left[h(x,t) - \frac{1}{L} \sum_{x=1}^L h(x,t) \right]^2 \right\rangle, \quad (2)$$

where L is the substrate size. We start with a flat surface of size L as a multiple of Q , otherwise the surface is forcefully pinned to the initial position.

A. Stationary state roughness

For finite-size scaling analysis, we run Monte Carlo simulations for system size $L=2^n$ ($n=4, \dots, 10$) for $Q=2$ and 4, and $L=2 \times 3^n$ ($n=2, \dots, 6$) for $Q=3$. The interface width is measured and averaged over at least 100 independent Monte Carlo runs for each system size. It grows in the early time regime and saturates to a finite value, which depends on size L . We again average over data in the saturated regime ($t \gg L^{z_w}$) to estimate the stationary value of the width, $W(L, t=\infty)$.

As explained in Eq. (1), $W(L, t=\infty)$ scales as L^α in the large L limit. For efficient data analysis, we introduce effective exponents α_{eff} as functions of L ,

$$\alpha_{eff}(L) = \frac{\ln W(2L, t=\infty) - \ln W(L, t=\infty)}{\ln(2L) - \ln L}. \quad (3)$$

The value of α can be retrieved by taking the $L \rightarrow \infty$ limit for $\alpha_{eff}(L)$.

Effective exponents for the Q -mer model are plotted against $1/L$ in Fig. 1. For the dimer case, one can see usual ($1/L$)-type finite-size corrections for small L , but strong crossover corrections near $L=2^8$. The extrapolation of α_{eff} to the infinite-size limit seems to overshoot significantly the expected value of $\alpha=1/3$. However, the statistical errors are too large to conclude that our numerical results exclude the possibility of $\alpha=1/3$. In fact, it is quite difficult to reduce statistical errors considerably with moderate computing usage, because W is very small even for large L (less than 4 for $L=2^{10}$). We estimate $\alpha=0.29(4)$ for the dimer model. For $Q=3$ and 4, we do not find strong crossover corrections and our numerical data converge to $\alpha=1/3$ very nicely. We estimate $\alpha=0.32(4)$ for the trimer model and $\alpha=0.33(3)$ for the 4-mer model.

Data for the Q -particle-correlated models are shown in Fig. 2. For $Q=2$, we find again strong crossover corrections, but the overshooting is fairly reduced. We estimate α

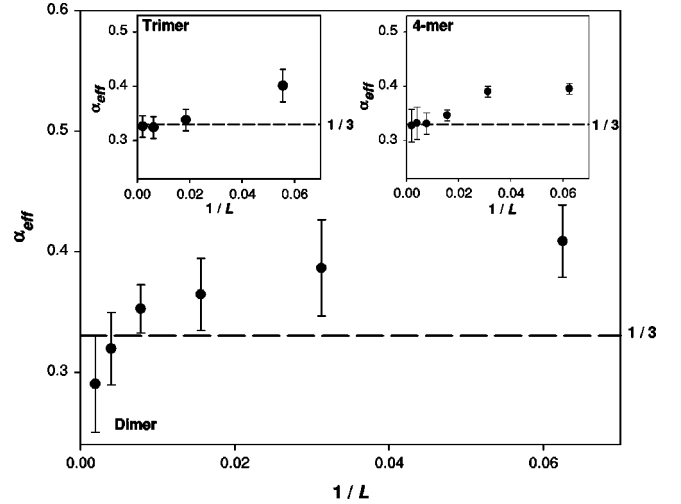


FIG. 1. Effective stationary roughness exponents α_{eff} versus $1/L$ for the Q -mer deposition-evaporation models at $p=1/2$ (equilibrium surfaces). The horizontal broken lines represent $\alpha_{eff}=1/3$.

$=0.32(3)$, $0.33(2)$, and $0.32(4)$ for $Q=2, 3$, and 4, respectively. These results are fully consistent with the QVRW conjecture.

B. Time-dependent behavior

In this section, we investigate the early time behavior of the interface width. We measure the interface width for system size $L=10^4$ for $Q=2$ and 4, and $L=2 \times 3^6$ for $Q=3$ up to $t=10^5 \sim 5 \times 10^6$ and average over at least 100 independent samples. In the early time regime ($t \ll L^{z_w}$), it grows algebraically as $W \sim t^\beta$, see Eq. (1). To estimate the value of β , we introduce effective exponents β_{eff} as functions of t ,

$$\beta_{eff}(t) = \frac{\ln W(t) - \ln W(t/10)}{\ln t - \ln(t/10)}. \quad (4)$$

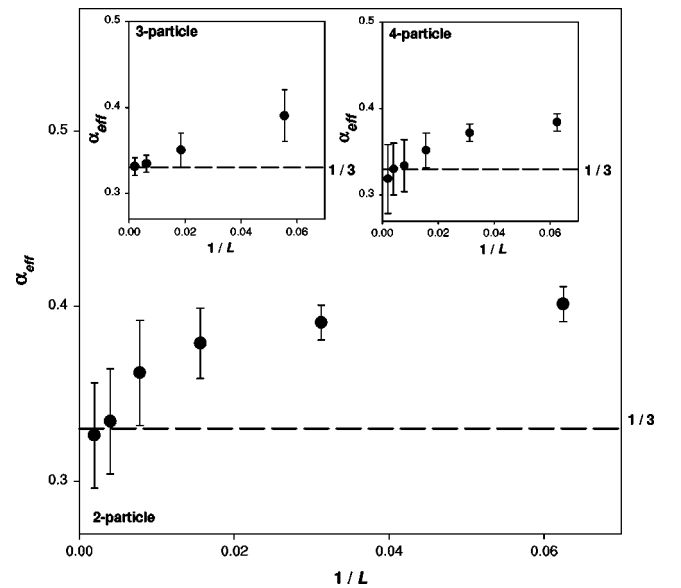


FIG. 2. Effective stationary roughness exponents α_{eff} versus $1/L$ for the Q -particle-correlated deposition-evaporation models at $p=1/2$. The horizontal broken lines represent $\alpha_{eff}=1/3$.

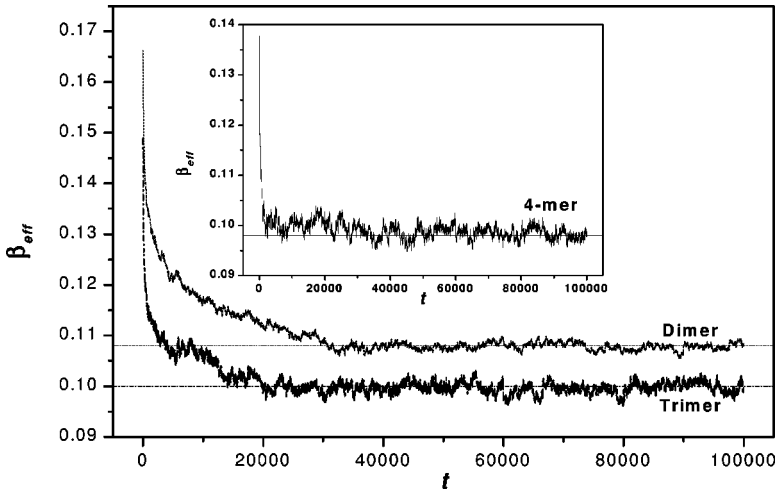


FIG. 3. Effective growing exponents β_{eff} versus time t for the Q -mer models at $p=1/2$. The horizontal lines are $\beta_{eff}=0.108$, 0.100, and 0.098 for $Q=2, 3$, and 4, respectively.

The value of β can be retrieved from the long time limit for β_{eff} within $t \ll L^z w$, where finite-size effects are negligible.

Effective exponents for the Q -mer model and the Q -particle-correlated model are plotted against t in Figs. 3 and 4, respectively. After initial transients, β_{eff} become stabilized around an asymptotic value. We estimate β by averaging β_{eff} in the stabilized regime. As seen in Fig. 3, the estimated values for β are 0.108(1) for the dimer, 0.100(1) for the trimer, and 0.098(3) for the 4-mer model. Surprisingly, the value of β decreases slightly but definitely with Q . Our finding is consistent with the result for the BCSOS-type Q -mer model [11].

The small variance of β cannot be ascribed to the nonergodicity of the Q -mer dynamics. The Q -particle correlated models with the full ergodicity show even strong variance of β on Q . From Fig. 4, we estimate $\beta=0.194(1)$, 0.140(2), 0.097(2) for $Q=2, 3$, and 4. Our results suggest that β continuously varies and approaches zero in the large Q limit.

The steady-state scaling is quite universal and does not depend on $Q(\geq 2)$. This universality has been well established through a mapping to the Q -visiting random walks [6].

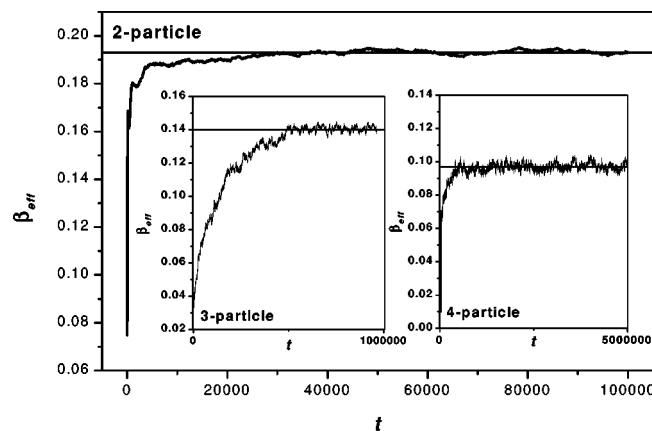


FIG. 4. Effective growing exponents β_{eff} versus time t for the Q -particle-correlated models at $p=1/2$. The horizontal lines are $\beta_{eff}=0.194$, 0.140, and 0.097 for $Q=2, 3$, and 4, respectively. We take a rather small substrate size $L=10^3$ for $Q=4$, due to huge initial transient behavior.

In contrast, our numerical results strongly support nonuniversal dynamic scaling depending on Q . As yet, we do not have any reasonable explanation for this type of nonstandard scaling behavior.

It is not quite surprising that the Q -mer and Q -particle-correlated models display different dynamic scaling behaviors. The Q -mer dynamics are not ergodic, in contrast to the Q -particle-correlated dynamics. The nonergodicity slows down the dynamics and the growth exponent should be smaller, which is consistent with our numerical finding.

It is interesting to see that initial transients for the Q -mer and the Q -particle-correlated models are completely upside down. We can give a reasonable explanation for this. In case of the Q -mer equilibrium model, it is clear that the early time behavior resembles the Edward-Wilkinson type (monomer model), because the system does not feel the Q -mer aspect initially before pinning valleys (or hilltops) start to form. So, β_{eff} should decrease from $\beta_{EW}=0.25$ to converge to the asymptotic value. The Q -mer aspect should appear earlier for larger Q with the same substrate size. We expect that the initial transients survive for a shorter period for larger Q , which can be seen in Fig. 3.

In case of the Q -particle-correlated model, it is very difficult to grow the surface at the beginning. As Q particles deposit on randomly placed Q sites, it is difficult to form aggregated islands on which one can deposit more particles to grow the surface. So in the very early time regime, the surface would grow in a layer-by-layer fashion. So β_{eff} will start from zero and increase to the asymptotic value. Here, the initial transients last longer for larger Q values. The rejection rate for the Q particle deposition (or evaporation) on the randomly selected sites increases exponentially with Q . In fact, the initial transient behavior is so huge for $Q=4$ that we use a rather small substrate size $L=10^3$ in Fig. 4.

IV. NONEQUILIBRIUM SURFACES

Without balance between deposition and evaporation ($p \neq q$), the surface may grow ($p > 1/2$) or erode ($p < 1/2$) indefinitely with time, if one starts with a flat surface of size L as a multiple of Q . Due to the time reversal symmetry, the growing surface at deposition probability p should be iden-

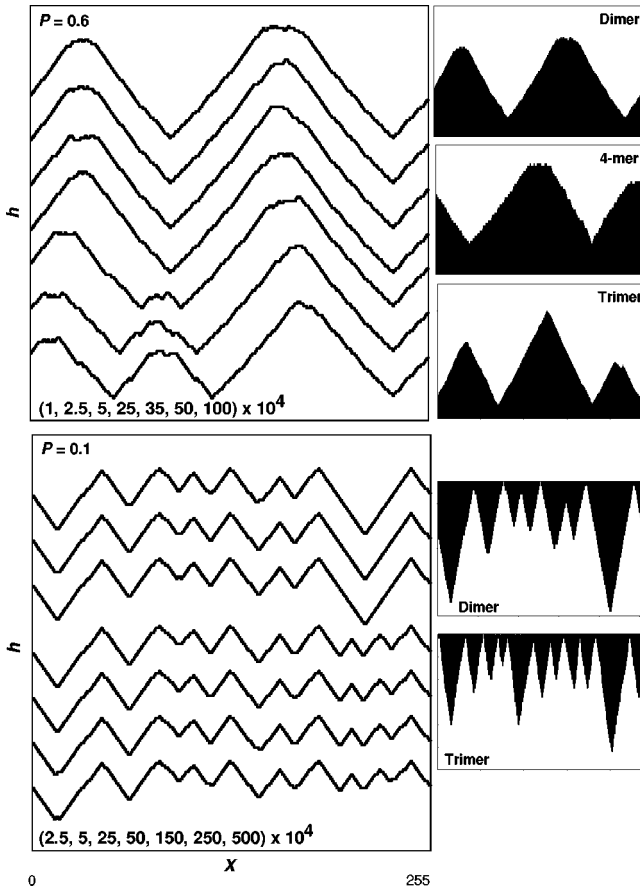


FIG. 5. Time evolutions of surfaces for dimer growth model at $p=0.6$ and $p=0.1$ in a typical simulation sample. The numbers in the bottom of figures denote Monte Carlo times when each surface configuration is taken. Typical surface configuration with maximum interface width are drawn in the right for $Q=2, 3$, and 4 .

tical to the inverted eroding surface at $1-p$. In the monomer version ($Q=1$), it is well known that the unbalance ($p \neq q$) becomes a relevant perturbation to the EW fixed point and drives the system into the KPZ universality class. In this section, we investigate the scaling property of the nonequilibrium growing (or eroding) surfaces for $Q \geq 2$.

The nonequilibrium surfaces for the Q -mer model and the Q -particle-correlated model show completely distinct characteristics in both dynamic evolution and stationary morphology. The former always facets, while the latter form global grooved structures. For clarity, we discuss these two models separately in this section.

A. Q -mer model

The nonequilibrium surfaces of the Q -mer model display sharply faceted structures. Figure 5 shows the time evolution of surfaces for the dimer model at $p=0.6$ and 0.1 in a typical simulation sample. In the growing surfaces, the faceting is caused by the spontaneous formation of pinning valleys. For the dimer model, any flat segment with odd size acts as the nucleus of a pinning valley. Such valleys cannot be filled up by deposition of dimers, one empty blocked site always remains at the valley bottom. Pinning valleys can annihilate

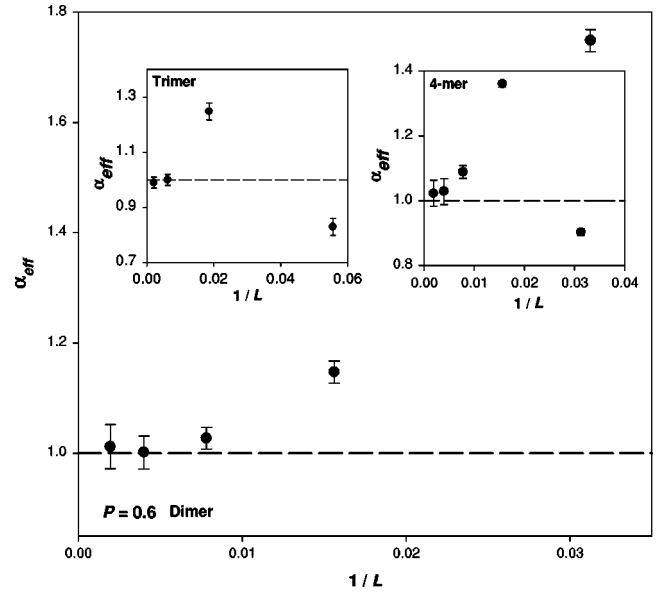


FIG. 6. Effective stationary roughness exponents α_{eff} versus $1/L$ for the Q -mer models at $p=0.6$. The horizontal broken lines represent $\alpha_{eff}=1$.

only in pairs, and only if their valley bottoms are at the same height. Therefore, the only way to remove pinning valleys and grow the surface is the evaporation of the entire hill between two pinning valleys.

In finite systems, the surface moves like shock waves. The initially flat surface evolves into a faceted shape with only two remaining pinning valleys. The valleys are sharp and the hilltops are rounded with a typical size ξ_0 . Approaching the equilibrium point, ξ_0 diverges and the facets disappear. The annihilation time of this last pair scales exponentially with system size. After its annihilation, the surface grows into another faceted shape very fast and the whole evolution repeats itself. Details of this motion have been reported in Ref. [5].

For general Q -mer models, there exist $Q-1$ different kinds of pinning valleys with n empty blocked sites at the valley bottom ($n=1, 2, \dots, Q-1$). Two pinning valleys with n and m empty blocked sites merge into a pinning valley with $n+m$ empty blocked sites. When $n+m$ is a multiple of Q , the valley can be filled up and the surface can grow. Even though the surface evolution details are different for each Q , the basic evolution characteristics are equivalent, i.e., a repeated jerky motion of locking into a facet shape and sudden evolving into another facet shape. The time scale of this jerky motion is dominated by an exponentially long duration of a facet shape. If one starts with a flat surface of size L that is not a multiple of Q , at least one pinning valley always survives and the surface is pinned to the initial position.

The interface width W of the faceted surface in Fig. 5 should be proportional to the substrate size L . Therefore, the stationary roughness exponent is trivially $\alpha=1$. Effective exponents α_{eff} for the Q -mer model are plotted against $1/L$ in Fig. 6. As expected, α_{eff} converge to 1 for all Q . For small

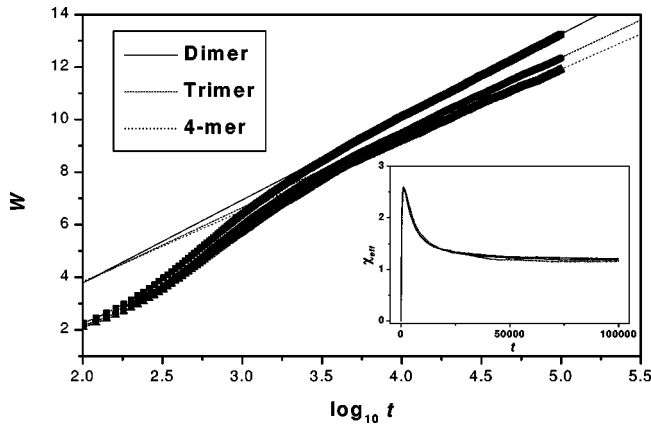


FIG. 7. Interface width W against $\log_{10} t$ for the Q -mer models at $p=0.6$ in $t \ll L^z$. Assuming that $W \sim (\log_{10} t)^\chi$, we plot effective exponents χ_{eff} versus t in the inset. χ_{eff} converge rather slowly but nicely to 1.

sizes, finite-size effects are present due to finite duration time of the facet shape.

The early time growing behavior also can be predicted from annealing dynamics of pinning valleys. Starting from a flat surface, the surface grows fast at the beginning and many pinning valleys appear. The presence of pinning valleys slows down the growth and the surface may grow only when two pinning valleys merge together by annealing out the hill between them. As seen in Fig. 5, only a small region on the hilltops can be active by deposition (or evaporation) processes. Near the valley, the ramps are inactive due to the RSOS constraint. So, the annealing time of the hill should scale exponentially with the lateral size of the hill. After this time scale, the surface advances fast locally up to the order of the hill height. In the faceted structure, the hill height should be proportional to the hill size. From this point of view, one can conclude that the local surface fluctuation should grow logarithmically with time. As any other time scale is present, we expect that $W \sim \ln t$ in the early time regime [5,11].

In Fig. 7, we plot W against $\ln t$. For all Q , it shows a nice linear behavior. For clarity, we assume that $W \sim (\ln t)^\chi$ and plot effective exponents χ_{eff} , defined similarly in Eq. (4), versus t in the inset. They converge rather slowly but nicely to 1. We estimate that $\chi = 1.1(1)$.

B. Q -particle-correlated model

Surface morphology for the Q -particle-correlated model is very surprising. Figure 8 shows the time evolution of surfaces for $Q=2$ at $p=0.6$ and 0.1 in a typical simulation sample. In contrast to the Q -mer model, the surfaces are not faceted but show a global grooved structure with considerable local fluctuations.

Starting from a flat surface, small scale hills and valleys start to form and merge into a few macroscopic hills and valleys. These macroscopic hills (or valleys) contain considerable roughness in microscopic scale. Especially the hilltops of the growing surface are broad and rough with high activity of deposition (or evaporation) processes. In contrast, the

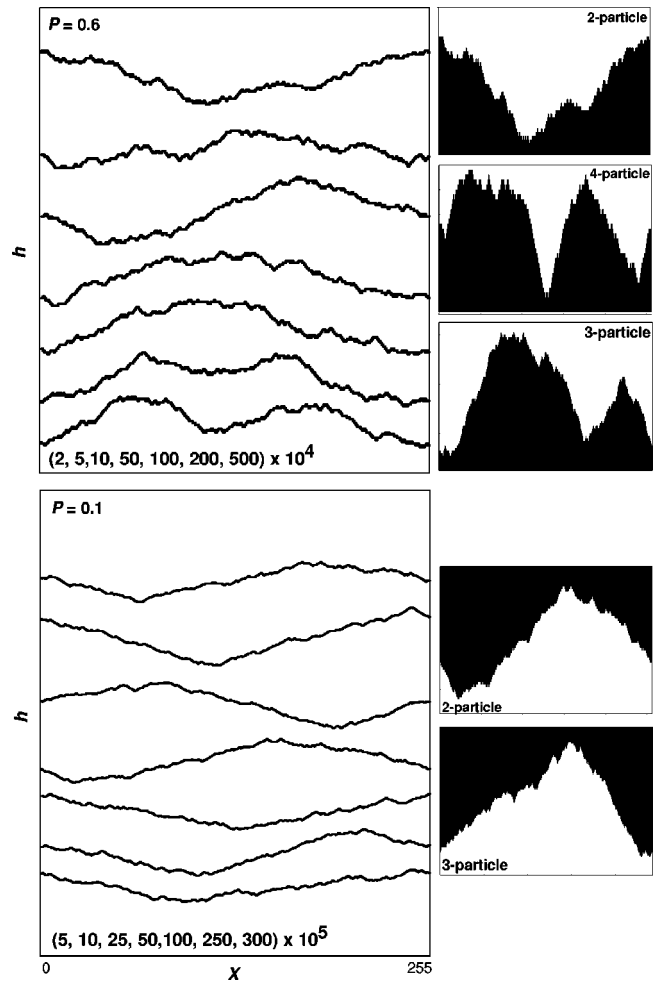


FIG. 8. Time evolutions of surfaces for the two-particle-correlated model at $p=0.6$ and $p=0.1$ in a typical simulation sample. Typical surface configuration with maximum interface width are drawn in the right for $Q=2, 3$, and 4.

valley bottoms are rather localized and their ramps are quite steep without much activity. However, they are not extremely localized or sharp as in the faceted structure of the Q -mer model. The valley bottoms do not last long exponentially with system size, but only algebraically. Therefore, there is no well-defined repeated motion of the growing surface. A few macroscopic valleys merge and split stochastically in the steady-state regime.

In Fig. 9, we plot α_{eff} against $1/L$ for $Q=2, 3$, and 4. We estimate that $\alpha = 1.00(5)$ for all Q . In contrast to the Q -mer model, the early time growth behavior for the Q -particle-correlated model is governed by a power law with the exponent β varying with Q and p . We plot β_{eff} against t at $p=0.6$ in Fig. 10. Our estimates at $p=0.6$ are $\beta = 0.460(1)$, $0.325(1)$, and $0.214(2)$ for $Q=2, 3$, and 4. The value of β increases with increasing p (or deposition (or evaporation) bias). The power-law-type growth is consistent with our groove formation picture. The ramps near the valley are still active, so the annealing time of the hill between two valleys does not scale exponentially but algebraically.

A similar grooved structure could be found in the so-called CRSOS model [12] and other models with the rough-

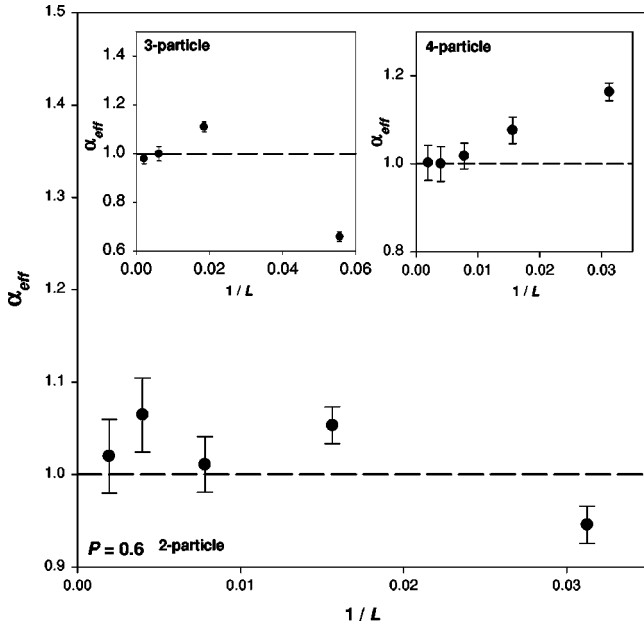


FIG. 9. Effective stationary roughness exponents α_{eff} versus $1/L$ for the Q -particle-correlated models at $p=0.6$. The horizontal broken lines represent $\alpha_{eff}=1$.

ness exponent $\alpha \geq 1$ [2]. It may be quite interesting to investigate similarities and differences among these models with grooved structures. For example, the grooved structure in the CRSOS model displays a sharp peak and a rounded valley, which is just the reverse of that in our model. Moreover, the physical origin for the occurrence of macroscopic grooves is not well explored. More detailed investigation is left for a future study.

V. SUMMARY AND DISCUSSION

We investigated the scaling properties of the interface fluctuation width for the Q -mer and Q -particle-correlated deposition-evaporation models. Both models are constrained with a global conservation law that the particle number is conserved modulo Q at each height level. A 1D surface of these models can be mapped on a random walk trajectory

with a Q -visiting global constraint.

When deposition and evaporation are balanced, one can obtain Gibbs-type equilibrium surfaces in the stationary state. Then, the dispersion of the Q -visiting random walks (QVRW) can translate into the stationary roughness of equilibrium surfaces. However, the Q -mer dynamics is not ergodic and cannot generate all possible QVRW configurations. This nonergodicity may generate huge corrections to scaling and hinder the numerical analysis for the stationary roughness. Especially for the dimer model, we found a significant overshooting of the roughness exponent α in the finite-size-scaling analysis. In this paper, we introduce the Q -particle-correlated model that fully restores the ergodicity. Our numerical study showed that the overshooting is fairly reduced and our estimate for α is fully consistent with the QVRW result.

We also studied the time-dependent behavior in the early time regime. Interestingly, the growth exponent β varies with models and Q (see Table I), in contrast to the robustness of α . Therefore, these models correspond to a series of new universality classes.

When the evolution dynamics is biased, the surface can grow or erode indefinitely with time. As the detailed balance is violated, the steady-state surface configurations do not form a Gibbs-type ensemble. We numerically investigated the scaling properties of these nonequilibrium surfaces. The Q -mer models display shock-wavelike evolutions and finally form a macroscopic facet, while the Q -particle-correlated models follow an ordinary power-law-type growth and form a macroscopic grooved structure. As in the equilibrium cases, the steady-state roughness does not depend on Q , but the growth exponent for the Q -particle-correlated models varies with Q and the deposition (or evaporation bias). These values are listed in Table I.

Finally, it may be interesting to notice that the exponent values for the equilibrium Q -models are very close to those for the conserved KPZ universality class with conservative noise ($\alpha=1/3$, $\beta=1/11$) [14–16]. And the morphology of the nonequilibrium Q -particle-correlated models resembles that of the CRSOS model described by the conserved KPZ equation with nonconservative noise [12,17]. Right now, we

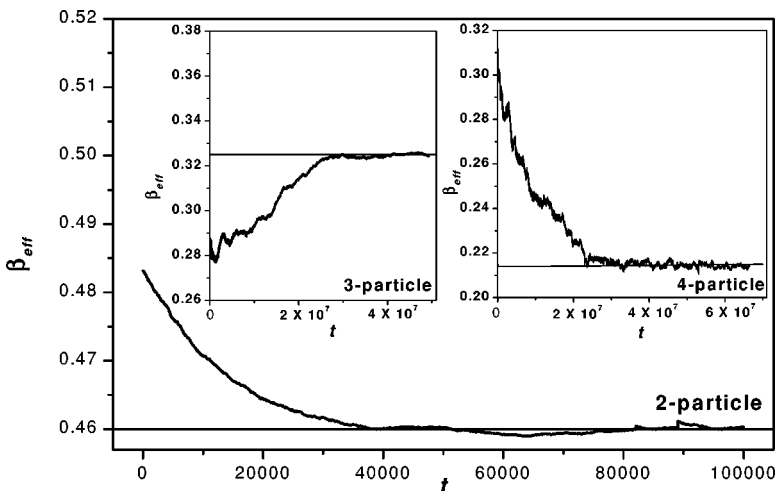


FIG. 10. Effective growing exponents β_{eff} versus time t for the Q -particle-correlated models at $p=0.6$. The horizontal lines are $\beta_{eff}=0.460$, 0.325 , and 0.214 for $Q=2, 3$, and 4 , respectively.

TABLE I. Roughness exponent α and growth exponent β for the Q -mer and Q -particle-correlated (Q -PC) models. For nonequilibrium Q -PC models, β also varies with p .

Model		α			β		
		$Q=2$	$Q=3$	$Q=4$	$Q=2$	$Q=3$	$Q=4$
Equilibrium ($p=q$)	Q -mer	0.29(4)	0.32(4)	0.33(3)	0.108(1)	0.100(1)	0.098(3)
	Q -PC	0.32(3)	0.33(2)	0.32(4)	0.194(1)	0.140(2)	0.097(2)
Nonequilibrium ($p=0.6$)	Q -mer	1.00(5) (facet)			0 [ln t]		
	Q -PC	1.00(5) (groove)			0.460(1)	0.325(1)	0.214(2)

have no physically relevant explanations for these coincidences. However, we are currently examining the possibility of putting the Q -mer and Q -particle-correlated dynamics into a cast of continuum-type Langevin equations.

In summary, we found a series of universality classes in deposition-evaporation models with a global conservation law. Even though the stationary roughness in equilibrium can be explained in terms of QVRW models, the growth diversity is not fully understood. The scaling properties for growing (or eroding) surfaces for the Q -particle-correlated models are

surprising and call for a reasonable intuitive explanation. Generalization to higher dimensions is under current investigation.

ACKNOWLEDGMENTS

We thank Jae Dong Noh for useful discussions. This research was supported in part by Grant No. R01-2001-000-00025-0 (Y.K.) and by Grant No. 2000-2-11200-002-3 (H.P.) from the Basic Research Program of KOSEF.

-
- [1] F. Family and T. Vicsek, *J. Phys. A* **18**, L75 (1985).
[2] J. Krug and H. Spohn, in *Solids Far From Equilibrium: Growth, Morphology and Defects*, edited by C. Godreche (Cambridge University Press, New York, 1991); *Dynamics of Fractal Surfaces*, edited by F. Family and T. Vicsek (World Scientific, Singapore, 1991); A.-L. Barabási and H.E. Stanley, *Fractal Concepts in Surface Growth* (Cambridge University Press, Cambridge, England, 1995); T. Halpin-Healy and Y.C. Zhang, *Phys. Rep.* **254**, 215 (1995); J. Krug, *Adv. Phys.* **46**, 139 (1997).
[3] M. Kardar, G. Parisi, and Y.C. Zhang, *Phys. Rev. Lett.* **56**, 889 (1986).
[4] S.F. Edwards and D.R. Wilkinson, *Proc. R. Soc. London, Ser. A* **381**, 17 (1982).
[5] J.D. Noh, H. Park, and M. den Nijs, *Phys. Rev. Lett.* **84**, 3891 (2000).
[6] J.D. Noh, H. Park, D. Kim and M. den Nijs, *Phys. Rev. E* **64**, 046131 (2001).
[7] G.M. Cicutta, M. Contedini, and L. Molinari, *J. Stat. Phys.* **98**, 685 (2000).
[8] M. Bauer, D. Bernard, and J.M. Luck, *J. Phys. A* **34**, 2659 (2001).
[9] M. Barma and D. Dhar, *Phys. Rev. Lett.* **73**, 2135 (1994); G.I. Menon, M. Barma, and D. Dhar, *J. Stat. Phys.* **86**, 1237 (1997).
[10] H. Hinrichsen and G. Odor, *Phys. Rev. E* **60**, 3842 (1999).
[11] M.D. Grynberg, *J. Stat. Phys.* **103**, 395 (2001).
[12] Y. Kim, D.K. Park, and J.M. Kim, *J. Phys. A* **27**, L553 (1994); Y. Kim and J.M. Kim, *Phys. Rev. E* **55**, 3977 (1997).
[13] Y. Kim and T. S. Kim (unpublished).
[14] T. Sun, H. Guo, and M. Grant, *Phys. Rev. A* **40**, 6763 (1989).
[15] J. Krug, *Adv. Phys.* **46**, 139 (1997).
[16] S. Yook, C.K. Lee, and Y. Kim, *Phys. Rev. E* **58**, 5150 (1998).
[17] Z.W. Lai and S. Das Sarma, *Phys. Rev. Lett.* **66**, 2348 (1991).